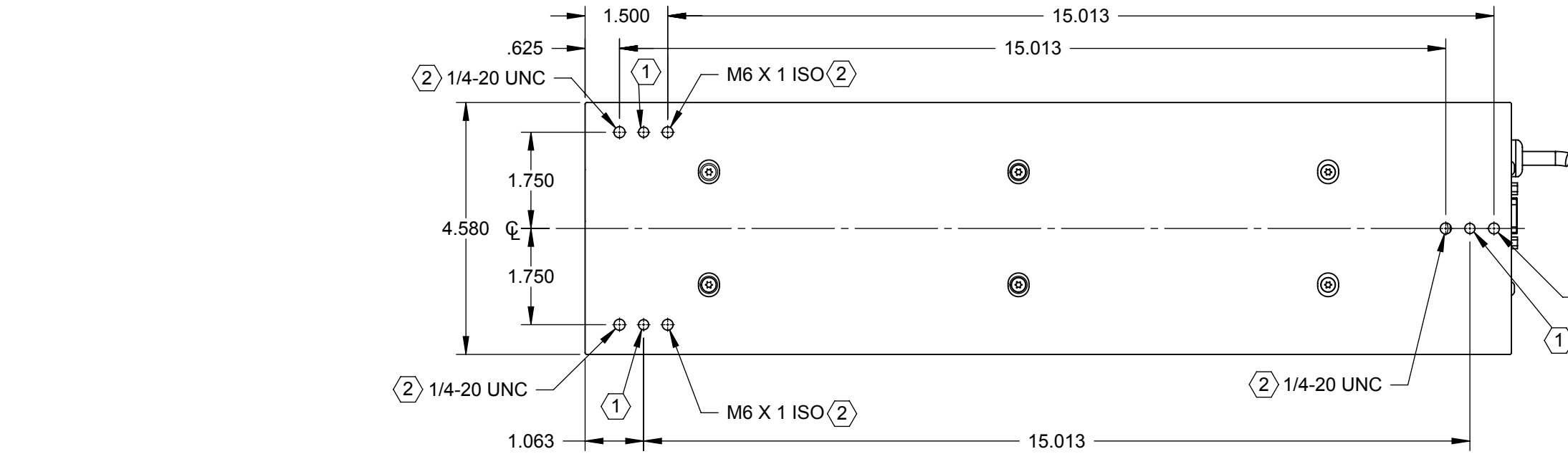
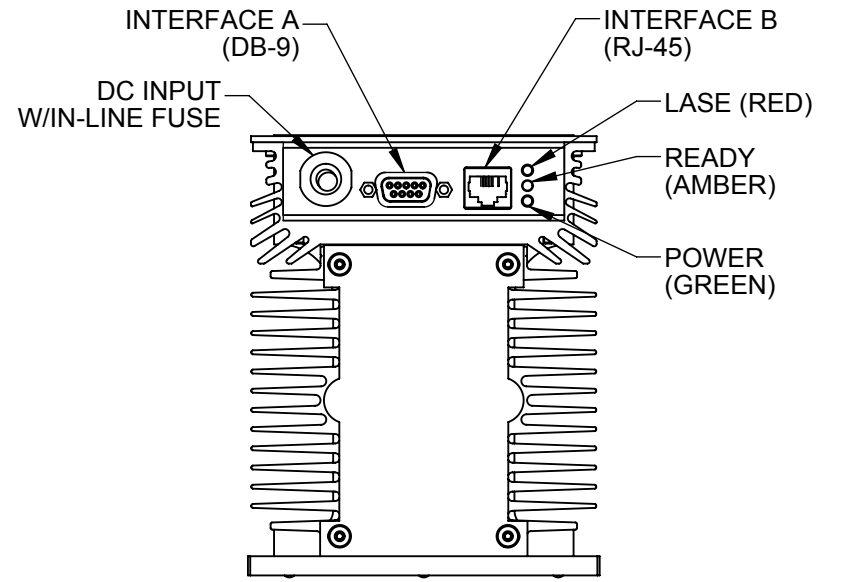
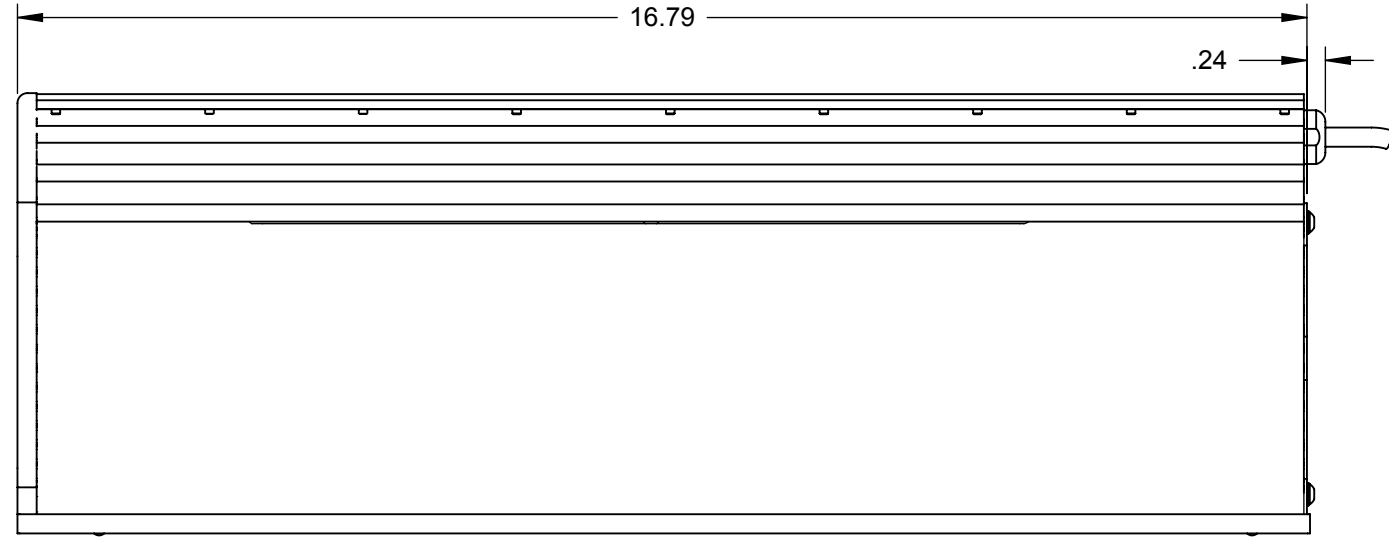
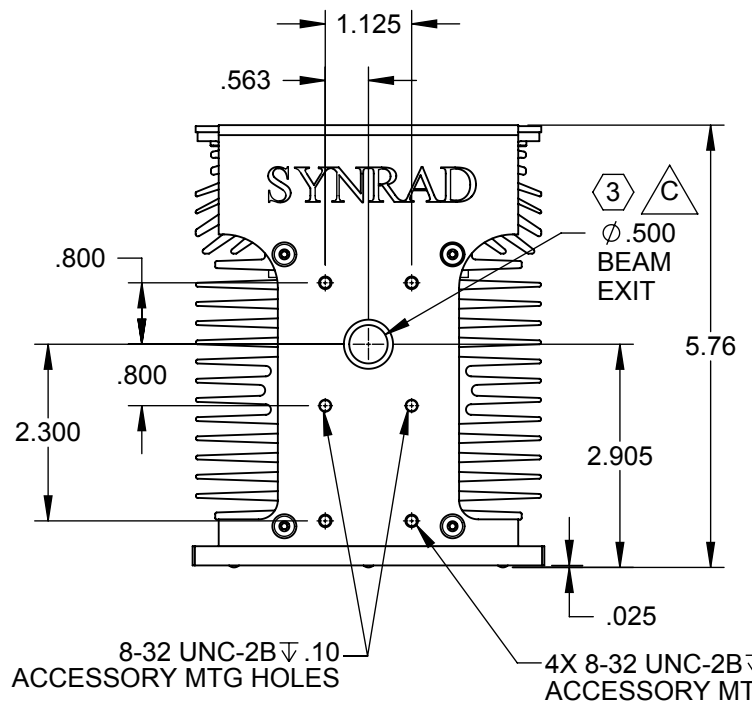


REV	ECO	DATE	DESCRIPTION	DB
B	3912	8-Aug-08	ADD BEAM EXIT Ø, CONVERT TO SOLIDWORKS	DMD
C	4107	9-Sep-09	ADD NOTE 3	DMD
.	.	.	.	.



- NOTES:
- ① HARDENED BALL MOUNTING POINT, 3X (Ø.1875 BALL BEARING).
  - ② THIS MOUNTING HOLE PATTERN USED FOR BOTTOM ACCESS FASTENING.
  - ③ BEAM PATH MAY NOT BE CENTERED OR PERPENDICULAR TO FACEPLATE APERTURE.

TOLERANCES UNLESS NOTED:	
.x = ± 0.1	ANGLE = ± 2.0 °
.xx = ± 0.01	
.xxx = ± 0.005	
MATERIAL:	
.	
FINISH:	
.	

PROPRIETARY  
THIS DRAWING IS PROPRIETARY TO  
SYNRAD INC. AND SHALL NOT BE  
USED OR DISCLOSED IN WHOLE  
OR IN PART WITHOUT WRITTEN  
PERMISSION OF SYNRAD INC.



SYNRAD INC.  
4600 Campus Place  
Mukilteo, WA 98275  
Phone: (425)349-3500  
Fax: (425)349-3667

DESCRIPTION: <b>OUTLINE &amp; MOUNTING, AIR-COOLED V30, OEM</b>			
PART NUMBER:	300-18965-01	DWG/FILE NUMBER:	300-18965-01
SHEET 1 of 1	ENG: .	DRAWN BY: T. AULT	DATE: 05-Jun-03
UNITS: Inches	CATEGORY: .	CHECKED BY:	DATE:
SIZE: B	FINISH CLASS: .	APPROVED BY:	DATE: